TTSF Series AC Inlet and Outlet Reactor

Advantages

1. All are iron core dry type reactors;
2. The iron core is made of high quality cold rolled silicon steel sheet;
3. The long-term running without offset inductance, low noise and high efficiency;
4. Copper wire coil;
5. Advanced production process effectively increase the mechanical strength and prevents moisture;
6. The clips, fasteners, etc. are all non-magnetic materials and completely grounded and insulated, effectively reducing the additional losses caused by magnetic flux leakage and eddy current. And it is energy-saving.

Application

The inverter uses a inlet dry reactor connecting with the inlet end of the inverter to greatly reduce the harmonic content and improve the contribution factor of the power grid, ensuring the inverter and other electrical equipment safe operation and there is no affected by harmonic interference. Moreover, the inlet reactor can effectively suppress the circuit inrush current at the moment of load closing, protecting the inverter device and other components from current surges.

The inverter uses a outlet dry reactor connecting with the outlet end of the inverter to limit the steep change in the inverter output voltage (switching frequency), reducing the disturbance and impact of the power components in the inverter, and also reduces the motor winding overvoltage caused by the cable capacitance, extending the distance between the inverter and the motor and improve the service life of the motor.

Environmental Conditions

1. The altitude is not more than 1000 meters. If it is more than 1000 meters, the reactors can be designed according to customer requirements;
2. Operating environment temperature -30 ° C ~ +45 ° C, and relative humidity does not exceed 90%;
3. No harmful gases, no flammable or explosive materials around;
4. The surrounding environment should have good ventilation conditions, if installed in the cabinet, ventilation equipment should be installed;

Performance Parameter

1. For systems up to 1000V, more than 1000V have to be designed separately;
2. Reactance rate types: 2%, 4%, etc.;
3. Rated insulation level: 3kv-1min;
4. During normal operation, the temperature rise of the reactor is not higher than the corresponding international standard;
5. The noise of the reactor is not higher than the corresponding international standard;
6. The reactor can operate at no more than 1.35 times of the power frequency rated current;
7. The deviation of any two-phase reactance value of the three-phase reactor is not more than 2%;
8. Commonly used temperature resistance grades are B grade, F grade, H grade;

Suitable for

Adapt to all brands of series of inverters.

Model Description

TTSF – JK S G – 0002 – 4 2

- 2: 1: Voltage Drop UK=1%; 2: Voltage Drop UK=2%; 4: Voltage Drop UK=4%
- 4: 4: Rated Voltage 400VAC; 6: Rated Voltage 600VAC; 7: Rated Voltage 700VAC
- 0002: Rated Current (A)
- G: Dry Air Self-cooling
- S: S: Three Phase; D: Single Phase
- JK: JK: Inlet Reactor; CHK: Outlet Reactor
- TTSF: Brand

Dimensions

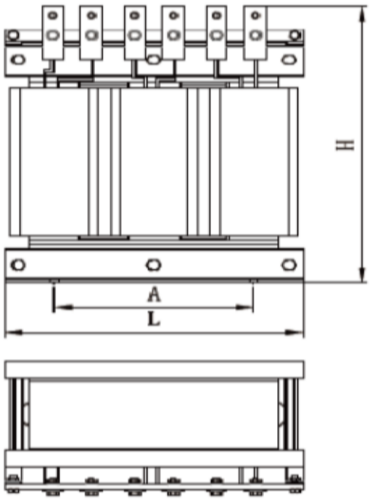

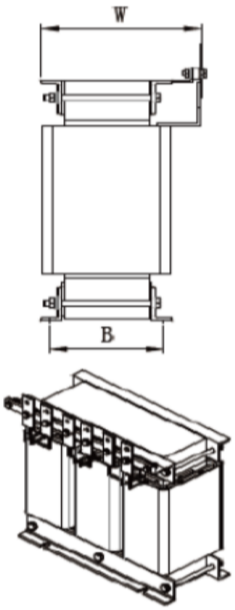



Wiring Method

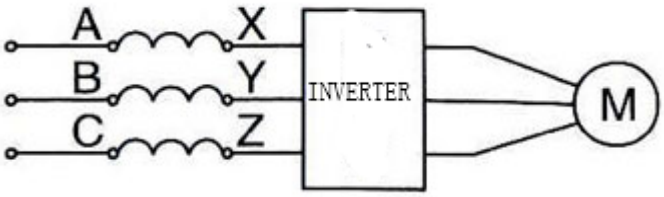

JKSG

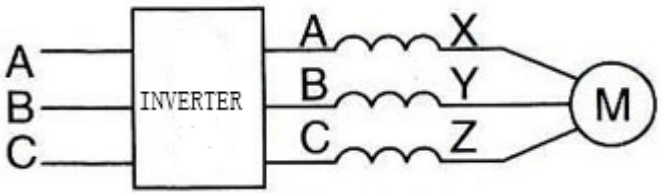

CHKSG

AC Inlet Reactor

400V(Voltage Drop 2%)

Model	Matching Power (KW)	Rated Current (A)	Voltage Drop (V)	Dimensions (L*W*H, mm)	Installation Dimensions (A*B, mm)
TTSF-JKSG-0002-42	≤ 0.55	2	2%	120*75*125	75*60
TTSF-JKSG-0004-42	0.75~1.1	4	2%	120*80*125	75*60
TTSF-JKSG-0005-42	1.5	5	2%	120*80*125	75*60
TTSF-JKSG-0007-42	2.2	7	2%	120*80*125	80*60
TTSF-JKSG-0009-42	3.0	9	2%	150*100*150	80*60
TTSF-JKSG-0010-42	3.7	10	2%	150*95*150	80*60
TTSF-JKSG-0012-42	4.0	12	2%	150*100*150	80*60
TTSF-JKSG-0015-42	5.5	15	2%	150*100*150	80*60
TTSF-JKSG-0025-42	7.5	25	2%	160*105*150	85*65
TTSF-JKSG-0030-42	11.0	30	2%	160*105*150	85*65
TTSF-JKSG-0040-42	15.0	40	2%	180*110*160	85*65
TTSF-JKSG-0050-42	18.5	50	2%	180*115*160	90*75
TTSF-JKSG-0060-42	22.0	60	2%	200*120*160	90*75
TTSF-JKSG-0080-42	30.0	80	2%	200*140*180	130*85
TTSF-JKSG-0090-42	37.0	90	2%	200*120*180	130*95
TTSF-JKSG-0120-42	45.0	120	2%	230*165*230	130*95
TTSF-JKSG-0150-42	55.0	150	2%	230*170*230	140*105
TTSF-JKSG-0200-42	75.0	200	2%	250*190*250	140*105
TTSF-JKSG-0250-42	90~110	250	2%	250*190*270	140*110
TTSF-JKSG-0290-42	132.0	290	2%	250*195*270	160*120
TTSF-JKSG-0330-42	160.0	330	2%	250*190*280	160*120
TTSF-JKSG-0390-42	185.0	390	2%	260*205*310	180*130
TTSF-JKSG-0490-42	200~220	490	2%	260*220*310	180*130
TTSF-JKSG-0600-42	250~280	600	2%	310*240*340	220*120
TTSF-JKSG-0660-42	300~315	660	2%	310*240*350	235*120
TTSF-JKSG-0800-42	350-400	800	2%	310*240*380	260*140
TTSF-JKSG-1000-42	450-500	1000	2%	360*250*400	260*140
TTSF-JKSG-1250-42	550-600	1250	2%	360*265*420	285*140
TTSF-JKSG-1600-42	630.0	1600	2%	360*300*420	300*160

AC Inlet Reactor

400V(Voltage Drop 4%)

Model	Matching Power (KW)	Rated Current (A)	Voltage Drop (V)	Dimensions (L*W*H, mm)	Installation Dimensions (A*B, mm)
TTSF- JKSG-0002-44	≤ 0.55	2	4%	120*80*125	75*60
TTSF-JKSG-0004-44	0.75~1.1	4	4%	120*80*125	75*60
TTSF-JKSG-0005-44	1.5	5	4%	120*80*125	80*60
TTSF-JKSG-0005-44	1.5	5	4%	120*80*125	80*60
TTSF-JKSG-0007-44	2.2	7	4%	120*85*125	80*60
TTSF-JKSG-0009-44	3.0	9	4%	160*90*180	90*60
TTSF-JKSG-0010-44	3.7	10	4%	160*100*180	90*60
TTSF-JKSG-0012-44	4.0	12	4%	160*120*180	85*65
TTSF-JKSG-0015-44	5.5	15	4%	160*120*180	85*65
TTSF-JKSG-0020-44	7.5	20	4%	190*140*190	90*75
TTSF-JKSG-0030-44	11.0	30	4%	190*150*200	90*80
TTSF-JKSG-0040-44	15.0	40	4%	200*150*200	130*85
TTSF-JKSG-0050-44	18.5	50	4%	200*150*210	130*85
TTSF-JKSG-0060-44	22.0	60	4%	220*150*220	130*95
TTSF-JKSG-0080-44	30.0	80	4%	220*160*230	130*95
TTSF-JKSG-0090-44	37.0	90	4%	220*160*240	140*105
TTSF-JKSG-0120-44	45.0	120	4%	250*180*280	140*105
TTSF-JKSG-0150-44	55.0	150	4%	250*180*300	140*110
TTSF-JKSG-0200-44	75.0	200	4%	280*200*300	160*120
TTSF-JKSG-0250-44	110.0	250	4%	280*210*320	180*130
TTSF-JKSG-0290-44	132.0	290	4%	280*210*340	180*135
TTSF-JKSG-0330-44	160.0	330	4%	310*220*360	220*120
TTSF-JKSG-0390-44	185.0	390	4%	310*220*380	235*120
TTSF-JKSG-0490-44	200~220	490	4%	320*250*380	260*140
TTSF-JKSG-0600-44	250~280	600	4%	360*260*400	260*140
TTSF-JKSG-0660-44	300~315	660	4%	360*265*380	285*140
TTSF-JKSG-0800-44	350~400	800	4%	360*295*420	300*160
TTSF-JKSG-1000-44	450-500	1000	4%	420*310*480	300*160
TTSF-JKSG-1200-44	550-600	1250	4%	420*310*480	300*180
TTSF-JKSG-1600-44	630.0	1600	4%	420*320*520	380*190

AC Inlet Reactor

690V(Voltage Drop 2%)

Model	Matching Power (KW)	Rated Current (A)	Voltage Drop (V)	Dimensions (L*W*H, mm)	Installation Dimensions (A*B, mm)
TTSF-JKSG-0015-72	15	15.0	2%	180*140*190	85*65
TTSF-JKSG-0025-72	22	25.0	2%	190*150*200	90*75
TTSF-JKSG-0035-72	37	35.0	2%	190*150*200	90*80
TTSF-JKSG-0055-72	45	55.0	2%	190*150*200	130*85
TTSF-JKSG-0070-72	55	70.0	2%	200*160*200	130*95
TTSF-JKSG-0090-72	75	90.0	2%	210*160*210	130*95
TTSF-JKSG-0125-72	90	125.0	2%	210*160*210	140*105
TTSF-JKSG-0150-72	110	150.0	2%	220*180*230	140*105
TTSF-JKSG-0160-72	132	160.0	2%	220*180*230	140*110
TTSF-JKSG-0200-72	160	200.0	2%	250*200*250	160*120
TTSF-JKSG-0250-72	200~220	250.0	2%	280*220*280	180*130
TTSF-JKSG-0300-72	250	300.0	2%	280*220*280	180*135
TTSF-JKSG-0400-72	315~355	400.0	2%	300*230*300	210*120
TTSF-JKSG-0500-72	400~450	500.0	2%	300*230*300	235*120
TTSF-JKSG-0650-72	500~560	650.0	2%	310*240*300	285*140
TTSF-JKSG-0800-72	630~750	800.0	2%	320*250*310	300*160
TTSF-JKSG-0950-72	800	950.0	2%	360*280*350	300*160
TTSF-JKSG-1200-72	900~1000	1200.0	2%	380*280*370	380*19

AC Outlet Reactor

400V(Voltage Drop 1%)

Model	Matching Power (KW)	Rated Current (A)	Voltage Drop (V)	Dimensions (L*W*H, mm)	Installation Dimensions (A*B, mm)
TTSF-CHKSG-0005-41	≤ 1.5	5	1%	120*75*125	75*60
TTSF-CHKSG-0007-41	2.2	7	1%	120*80*125	80*60
TTSF-CHKSG-0010-41	3~4	10	1%	120*80*125	80*60
TTSF-CHKSG-0015-41	5.5	15	1%	120*80*125	80*60
TTSF-CHKSG-0025-41	7.5	25	1%	160*125*170	90*60
TTSF-CHKSG-0030-41	11.0	30	1%	160*130*170	90*60
TTSF-CHKSG-0040-41	15.0	40	1%	180*130*180	90*60
TTSF-CHKSG-0050-41	18.5	50	1%	180*135*180	90*60
TTSF-CHKSG-0060-41	22.0	60	1%	190*145*195	90*75
TTSF-CHKSG-0080-41	30.0	80	1%	190*145*200	90*75
TTSF-CHKSG-0090-41	37.0	90	1%	190*150*210	90*80
TTSF-CHKSG-0120-41	45.0	120	1%	190*160*210	130*85
TTSF-CHKSG-0150-41	55.0	150	1%	220*160*210	130*95
TTSF-CHKSG-0200-41	75.0	200	1%	220*170*240	130*95
TTSF-CHKSG-0250-41	110.0	250	1%	220*180*250	130*95
TTSF-CHKSG-0290-41	132.0	290	1%	250*190*250	140*105
TTSF-CHKSG-0330-41	160.0	330	1%	250*190*260	140*110
TTSF-CHKSG-0390-41	185.0	390	1%	250*190*280	180*130
TTSF-CHKSG-0490-41	200~220	490	1%	260*200*290	180*130
TTSF-CHKSG-0600-41	250~280	600	1%	260*200*310	220*120
TTSF-CHKSG-0660-41	300~315	660	1%	260*210*320	235*120
TTSF-CHKSG-0800-41	350-400	800	1%	300*210*340	260*140
TTSF-CHKSG-1000-41	450-500	1000	1%	350*260*350	260*140
TTSF-CHKSG-1200-41	550-600	1200	1%	350*260*380	285*140
TTSF-CHKSG-1600-41	630.0	1600	1%	350*260*420	300*160

AC Outlet Reactor

400V(Voltage Drop 2%)

Model	Matching Power (KW)	Rated Current (A)	Voltage Drop (V)	Dimensions (L*W*H, mm)	Installation Dimensions (A*B, mm)
TTSF-CHKSG-0005-42	≤ 1.5	5	2%	120*100*150	80*60
TTSF-CHKSG-0007-42	2.2	7	2%	120*100*150	80*60
TTSF-CHKSG-0010-42	3~4	10	2%	160*140*180	90*60
TTSF-CHKSG-0015-42	5.5	15	2%	170*140*190	90*60
TTSF-CHKSG-0020-42	7.5	20	2%	180*150*190	90*75
TTSF-CHKSG-0030-42	11.0	30	2%	190*150*200	90*80
TTSF-CHKSG-0040-42	15.0	40	2%	200*150*200	130*85
TTSF-CHKSG-0050-42	18.5	50	2%	200*160*200	130*85
TTSF-CHKSG-0060-42	22.0	60	2%	210*160*200	130*95
TTSF-CHKSG-0080-42	30.0	80	2%	220*170*200	140*105
TTSF-CHKSG-0090-42	37.0	90	2%	220*180*200	140*105
TTSF-CHKSG-0120-42	45.0	120	2%	220*170*200	140*105
TTSF-CHKSG-0150-42	55.0	150	2%	230*190*230	140*110
TTSF-CHKSG-0200-42	75.0	200	2%	240*190*240	160*120
TTSF-CHKSG-0250-42	110.0	250	2%	260*200*260	180*130
TTSF-CHKSG-0290-42	132.0	290	2%	280*220*270	180*135
TTSF-CHKSG-0330-42	160.0	330	2%	280*230*290	220*120
TTSF-CHKSG-0390-42	185.0	390	2%	280*230*290	235*120
TTSF-CHKSG-0490-42	200~220	490	2%	300*240*300	260*140
TTSF-CHKSG-0600-42	250~280	600	2%	310*250*310	260*140
TTSF-CHKSG-0660-42	300~315	660	2%	310*250*310	285*140
TTSF-CHKSG-0800-42	350-400	800	2%	320*250*330	300*160
TTSF-CHKSG-1000-42	450-500	1000	2%	390*280*380	300*160
TTSF-CHKSG-1200-42	550-600	1200	2%	390*280*400	300*180
TTSF-CHKSG-1600-42	630.0	1600	2%	400*290*420	380*190

AC Outlet Reactor

690V ((Voltage Drop 2%)

Model	Matching Power (KW)	Rated Current (A)	Voltage Drop (V)	Dimensions (L*W*H, mm)	Installation Dimensions (A*B, mm)
TTSF-CHKSG-0015-72	15.0	15	2%	190*150*200	130*85
TTSF-CHKSG-0030-72	22.0	30	2%	190*150*200	130*95
TTSF-CHKSG-0040-72	37.0	40	2%	200*160*200	140*105
TTSF-CHKSG-0060-72	45.0	60	2%	210*160*210	140*105
TTSF-CHKSG-0080-72	55.0	80	2%	210*160*210	140*110
TTSF-CHKSG-0090-72	75.0	90	2%	220*180*230	160*120
TTSF-CHKSG-0120-72	90.0	120	2%	220*180*230	180*130
TTSF-CHKSG-0150-72	110.0	150	2%	250*200*250	180*135
TTSF-CHKSG-0160-72	132.0	160	2%	280*220*280	220*120
TTSF-CHKSG-0200-72	160.0	200	2%	280*220*280	220*120
TTSF-CHKSG-0250-72	200~220	250	2%	300*230*300	260*140
TTSF-CHKSG-0290-72	250.0	290	2%	300*230*300	260*140
TTSF-CHKSG-0390-72	315.0	390	2%	320*240*300	285*140
TTSF-CHKSG-0390-72	355.0	390	2%	320*250*310	300*160
TTSF-CHKSG-0490-72	400~450	490	2%	340*250*330	300*160
TTSF-CHKSG-0660-72	500~560	660	2%	340*260*350	300*180
TTSF-CHKSG-0800-72	630~750	800	2%	360*280*370	380*190
TTSF-CHKSG-1000-72	800.0	1000	2%	360*300*370	390*200
TTSF-CHKSG-1200-72	900.0	1200	2%	380*320*400	410*210
TTSF-CHKSG-1200-72	1000.0	1200	2%	380*320*400	420*220

Inverter and Reactor Selection Reference

1. MM440 Inverter Correspondence Table

Inverter Specifications			Inlet Reactor Models	Outlet Reactor Models
Power (KW)	Current (A)	Inverter Models		
Three phase 380 ~ 480VAC(±10%) 47~63Hz				
0.37KW	1.3A	6SE6440-2UD13-7AA1	TTSF-JKSG-0002-42	TTSF-CHKSG-0005-41
0.55KW	1.7A	6SE6 440-2UD15-5AA1		
0.75KW	2.2A	6SE6 440-2UD17-5AA1	TTSF-JKSG-0004-42	
1.1KW	3.1A	6SE6 440-2UD21-1AA1		
1.5KW	4.1A	6SE6 440-2UD21-5AA1	TTSF-JKSG-0005-42	
2.2KW	5.9A	6SE6 440-2UD22-2BA1	TTSF-JKSG-0007-42	TTSF-CHKSG-0010-41
3KW	7.7A	6SE6 440-2UD23-0BA1	TTSF-JKSG-0009-42	
4KW	10.2A	6SE6 440-2UD24-0BA1	TTSF-JKSG-0012-42	
5.5KW	13.2A	6SE6 440-2UD25-5CA1	TTSF-JKSG-0015-42	TTSF-CHKSG-0015-41
7.5KW	19A	6SE6 440-2UD27-5CA1	TTSF-JKSG-0025-42	TTSF-CHKSG-0025-41
11KW	26A	6SE6 440-2UD31-1CA1	TTSF-JKSG-0030-42	TTSF-CHKSG-0030-41
15KW	32A	6SE6 440-2UD31-5DB1	TTSF-JKSG-0040-42	TTSF-CHKSG-0040-41
18.5KW	38A	6SE6 440-2UD31-8DB1	TTSF-JKSG-0050-42	TTSF-CHKSG-0050-41
22KW	45A	6SE6 440-2UD32-2DB1	TTSF-JKSG-0060-42	TTSF-CHKSG-0060-41
30KW	62A	6SE6 440-2UD33-0EB1	TTSF-JKSG-0080-42	TTSF-CHKSG-0080-41
37KW	75A	6SE6 440-2UD33-7EB1	TTSF-JKSG-0090-42	TTSF-CHKSG-0090-41
45KW	90A	6SE6 440-2UD34-5FB1	TTSF-JKSG-0120-42	TTSF-CHKSG-0120-41
55KW	110A	6SE6 440-2UD35-5FB1	TTSF-JKSG-0150-42	TTSF-CHKSG-0150-41
75KW	145A	6SE6 440-2UD37-5FB1	TTSF-JKSG-0200-42	TTSF-CHKSG-0200-41
90KW	178A	6SE6 440-2UD38-8FB1	TTSF-JKSG-0250-42	TTSF-CHKSG-0250-41
110KW	205A	6SE6 440-2UD41-1FB1	TTSF-JKSG-0250-42	TTSF-CHKSG-0250-41
132KW	250A	6SE6 440-2UD41-3GB1	TTSF-JKSG-0290-42	TTSF-CHKSG-0290-41
160KW	302A	6SE6 440-2UD41-6GB1	TTSF-JKSG-0330-42	TTSF-CHKSG-0330-41
200KW	370A	6SE6 440-2UD42-0GB1	TTSF-JKSG-0490-42	TTSF-CHKSG-0490-41

2. SINAMICS G120 Inverter Correspondence table

Inverter Specifications			Inlet Reactor Models	Outlet Reactor Models
Power (KW)	**Current (A)**	**Inverter Models**		
PM240 Three phase 380 ~ 480VAC(±10%) 47~63Hz				
0.37KW	1.3A	6SL3224-0BE13-7UA0	TTSF-JKSG-0002-42	TTSF-CHKSG-0005-41
0.55KW	1.7A	6SL3224-0BE15-5UA0		
0.75KW	2.2A	6SL3224-0BE17-5UA0	TTSF-JKSG-0004-42	
1.1KW	3.1A	6SL3224-0BE21-1UA0		
1.5KW	4.1A	6SL3224-0BE21-5UA0	TTSF-JKSG-0005-42	
2.2KW	5.9A	6SL3224-0BE22-2UA0	TTSF-JKSG-0009-42	TTSF-CHKSG-0010-41
3KW	7.7A	6SL3224-0BE23-0UA0		
4KW	10.2A	6SL3224-0BE24-0UA0	TTSF-JKSG-0012-42	
7.5KW	18A	6SL3224-0BE27-5UA0	TTSF-JKSG-0025-42	TTSF-CHKSG-0025-41
11KW	25A	6SL3224-0BE31-1UA0	TTSF-JKSG-0030-42	TTSF-CHKSG-0030-41
15KW	32A	6SL3224-0BE31-5UA0	TTSF-JKSG-0040-42	TTSF-CHKSG-0040-41
18.5KW	38A	6SL3224-0BE31-8UA0	TTSF-JKSG-0050-42	TTSF-CHKSG-0050-41
22KW	45A	6SL3224-0BE32-2UA0	TTSF-JKSG-0060-42	TTSF-CHKSG-0060-41
30KW	60A	6SL3224-0BE33-0UA0	TTSF-JKSG-0080-42	TTSF-CHKSG-0080-41
37KW	75A	6SL3224-0BE33-7UA0	TTSF-JKSG-0090-42	TTSF-CHKSG-0090-41
45KW	90A	6SL3224-0BE34-5UA0	TTSF-JKSG-0120-42	TTSF-CHKSG-0120-41
55KW	110A	6SL3224-0BE35-5UA0	TTSF-JKSG-0150-42	TTSF-CHKSG-0150-41
75KW	145A	6SL3224-0BE37-5UA0	TTSF-JKSG-0200-42	TTSF-CHKSG-0200-41
90KW	178A	6SL3224-0BE38-8UA0	TTSF-JKSG-0250-42	TTSF-CHKSG-0250-41
110KW	205A	6SL3224-0BE21-5UA0	TTSF-JKSG-0250-42	TTSF-CHKSG-0250-41
132KW	250A	6SL3224-0BE41-1UA0	TTSF-JKSG-0290-42	TTSF-CHKSG-0290-41
160KW	302A	6SL3224-0XE41-3UA0	TTSF-JKSG-0330-42	TTSF-CHKSG-0330-41
200KW	370A	6SL3224-0XE41-6UA0	TTSF-JKSG-0490-42	TTSF-CHKSG-0490-41
250KW	477A	6SL3224-0XE42-0UA0	TTSF-JKSG-0600-42	TTSF-CHKSG-0600-41
PM250 Three phase 380 ~ 480VAC(±10%) 47~63Hz				
7.5KW	18A	6SL3225-0BE25-5AA0		TTSF-CHKSG-0025-41
11KW	25A	6SL3225-0BE27-5AA0		TTSF-CHKSG-0030-41
15KW	32A	6SL3225-0BE31-1AA1		TTSF-CHKSG-0040-41
18.5KW	38A	6SL3225-0BE31-5AA0		TTSF-CHKSG-0050-41
22KW	45A	6SL3225-0BE31-8AA0		TTSF-CHKSG-0060-41
30KW	60A	6SL3225-0BE32-2AA0		TTSF-CHKSG-0080-41
37KW	75A	6SL3225-0BE33-0AA0		TTSF-CHKSG-0090-41
45KW	90A	6SL3225-0BE33-7AA0		TTSF-CHKSG-0120-41
55KW	110A	6SL3225-0BE34-5AA0		TTSF-CHKSG-0150-41
75KW	145A	6SL3225-0BE35-5AA0		TTSF-CHKSG-0200-41
90KW	178A	6SL3225-0BE37-5AA0		TTSF-CHKSG-0250-41

3. SINAMICS S120 Inverter Correspondence table

Inverter Specifications			Inlet Reactor Models	Outlet Reactor Models
Power (KW)	Current (A)	Inverter Models		
Three phase 380 ~ 480VAC(±10%) 47~63Hz				
0.37KW	1.3A	6SL3210-1SE11-3UA0	TTSF-JKSG-0002-42	TTSF-CHKSG-0005-41
0.55KW	1.7A	6SL3210-1SE11-7UA0		
0.75KW	2.2A	6SL3210-1SE12-2UA0	TTSF-JKSG-0004-42	
1.1KW	3.1A	6SL3210-1SE13-1UA0		
1.5KW	4.1A	6SL3210-1SE14-1UA0	TTSF-JKSG-0005-42	
2.2KW	5.9A	6SL3210-1SE16-0UA0	TTSF-JKSG-0009-42	TTSF-CHKSG-0010-41
3KW	7.7A	6SL3210-1SE17-7UA0		
4KW	10.2A	6SL3210-1SE21-0UA0	TTSF-JKSG-0012-42	
7.5KW	18A	6SL3210-1SE21-8UA0	TTSF-JKSG-0025-42	TTSF-CHKSG-0025-41
11KW	25A	6SL3210-1SE22-5UA0	TTSF-JKSG-0030-42	TTSF-CHKSG-0030-41
15KW	32A	6SL3210-1SE23-2UA0	TTSF-JKSG-0040-42	TTSF-CHKSG-0040-41
18.5KW	38A	6SL3210-1SE23-8UA0	TTSF-JKSG-0050-42	TTSF-CHKSG-0050-41
22KW	45A	6SL3210-1SE24-5UA0	TTSF-JKSG-0060-42	TTSF-CHKSG-0060-41
30KW	60A	6SL3210-1SE26-0UA0	TTSF-JKSG-0080-42	TTSF-CHKSG-0080-41
37KW	75A	6SL3210-1SE27-5UA0	TTSF-JKSG-0090-42	TTSF-CHKSG-0090-41
45KW	90A	6SL3210-1SE31-0UA0	TTSF-JKSG-0120-42	TTSF-CHKSG-0120-41
55KW	110A	6SL3210-1SE31-1UA0	TTSF-JKSG-0150-42	TTSF-CHKSG-0150-41
75KW	145A	6SL3210-1SE31-5UA0	TTSF-JKSG-0200-42	TTSF-CHKSG-0200-41
90KW	178A	6SL3210-1SE31-8UA0	TTSF-JKSG-0250-42	TTSF-CHKSG-0250-41
110KW	210A	6SL3310-1TE32-1AA3	TTSF-JKSG-0250-42	TTSF-CHKSG-0250-41
132KW	260A	6SL3310-1TE32-6AA3	TTSF-JKSG-0290-42	TTSF-CHKSG-0290-41
160KW	310A	6SL3310-1TE33-1AA3	TTSF-JKSG-0330-42	TTSF-CHKSG-0330-41
200KW	380A	6SL3310-1TE33-8AA3	TTSF-JKSG-0490-42	TTSF-CHKSG-0490-41
250KW	490A	6SL3210-1TE35-0UA0	TTSF-JKSG-0600-42	TTSF-CHKSG-0600-41

4. SINAMICS S120 Inverter Correspondence table

Inverter Specifications			Inlet Reactor Models	Outlet Reactor Models
Power (KW)	Current (A)	Inverter Models		
Three phase 380 ~ 480VAC(±10%) 47~63Hz				
110KW	210A	6SL3210-1SE31-8UA0	TTSF-JKSG-0250-42	TTSF-CHKSG-0250-41
132KW	260A	6SL3310-1TE32-1AA3	TTSF-JKSG-0290-42	TTSF-CHKSG-0290-41
160KW	310A	6SL3310-1TE32-6AA3	TTSF-JKSG-0330-42	TTSF-CHKSG-0330-41
200KW	380A	6SL3310-1TE33-8AA3	TTSF-JKSG-0490-42	TTSF-CHKSG-0490-41
250KW	490A	6SL3310-1TE35-0AA3	TTSF-JKSG-0600-42	TTSF-CHKSG-0600-41
315KW	605A	6SL3310-1GE36-1AA3	TTSF-JKSG-0660-42	TTSF-CHKSG-0660-41
400KW	745A	6SL3310-1GE37-5AA3	TTSF-JKSG-0800-42	TTSF-CHKSG-0800-41
450KW	840A	6SL3310-1GE38-4AA3	TTSF-JKSG-1000-42	TTSF-CHKSG-1000-41
560KW	985A	6SL3310-1GE41-0AA3	TTSF-JKSG-1250-42	TTSF-CHKSG-1200-41
Three phase 660 ~ 690VAC(±10%) 47~63Hz				
75KW	85A	6SL3310-1GH28-5AA3	TTSF-JKSG-0090-72	TTSF-CHKSG-0090-72
90KW	100A	6SL3310-1GH31-0AA3	TTSF-JKSG-0125-72	TTSF-CHKSG-0120-72
110KW	120A	6SL3310-1GH31-2AA3	TTSF-JKSG-0150-72	TTSF-CHKSG-0150-72
132KW	150A	6SL3310-1GH31-5AA3	TTSF-JKSG-0160-72	TTSF-CHKSG-0160-72
160KW	175A	6SL3310-1GH31-8AA3	TTSF-JKSG-0200-72	TTSF-CHKSG-0200-72
200KW	215A	6SL3310-1GH32-2AA3	TTSF-JKSG-0250-72	TTSF-CHKSG-0250-72
250KW	260A	6SL3310-1GH32-6AA3	TTSF-JKSG-0300-72	TTSF-CHKSG-0290-72
315KW	330A	6SL3310-1GH33-3AA3	TTSF-JKSG-0400-72	TTSF-CHKSG-0390-72
400KW	410A	6SL3310-1GH34-1AA3	TTSF-JKSG-0500-72	TTSF-CHKSG-0490-72
450 KW	465A	6SL3310-1GH34-7AA3	TTSF-JKSG-0500-72	TTSF-CHKSG-0490-72
560KW	575A	6SL3310-1GH35-8AA3	TTSF-JKSG-0650-72	TTSF-CHKSG-0660-72
710KW	735A	6SL3310-1GH37-4AA3	TTSF-JKSG-0800-72	TTSF-CHKSG-0800-72
800KW	810A	6SL3310-1GH38-1AA3	TTSF-JKSG-0950-72	TTSF-CHKSG-1000-72